



DTH Drilling Equipment

KEMAICO USA CORPORATION



GLOBAL DRILLING INDUSTRY EXPERTS




High Air Pressure DTH Hammer -With Foot Valve Code

DTH Hammer With Foot Valve (i.e. MQL5)

M	QL	5
Our Company: Maxdrill	Bit shank: D- DHD Bit Shank QL5- QL50 Bit Shank SD5-SD5 Bit Shank	Inch: 5" hammer

Decomposition	Item	Part Number	Description
---------------	------	-------------	-------------



1	MD6501	Top Sub
2	MD6502	"O" Ring of Top Sub
3	MD6503	Check Valve
4	MD6504	Spring
5	MD6505	Compression Buffer
6	MD6506	Air Distributor
7	MD6507	Internal Cylinder
8	MD6508	Piston
9	MD6509	External Cylinder
10	MD6510	Guided Sleeve
11	MD6511	"O" Ring of Stop Ring
12	MD6512	Stop Ring
13	MD6513	Drive Chuck
14	MD6514	Drill Bit

Product Number

MD65

Technical Parameters

Length(Less bit)	1248mm
Weight(Less bit)	100.00Kg
External Diameter	Ø142mm
Bit Shank	Cop64 / DHD 360
Hole Range	ø155- ø 190
Connection Thread	API 3 1/2" Reg
Working Pressure	1.0-2.5Mpa
Impact Rate at 1.7Mpa	23HZ
Recommended Rotation Speed	20-30r/min
Air Consumption	145-350PSI 600-836CFM

Decomposition	Item	Part Number	Description
	1	MSD601	Top Sub
	2	MSD602	"O" Ring of Top Sub
	3	MSD603	Check Valve
	4	MSD604	Spring
	5	MSD605	Compression Buffer
	6	MSD606	Air Distributor
	7	MSD607	Internal Cylinder
	8	MSD608	Piston
	9	MSD609	External Cylinder
	10	MSD610	"O" Ring of Stop Ring
	11	MSD611	Stop Ring
	12	MSD612	Guided Sleeve
	13	MSD613	Drive Chuck
	14	MSD614	Drill Bit


Product Number

MSD6

Technical Parameters

Length(Less bit)	1261mm
Weight(Less bit)	100.00Kg
External Diameter	Ø142mm
Bit Shank	SD6
Hole Range	ø155- ø 190
Connection Thread	API 3 1/2" Reg
Working Pressure	1.0-2.5Mpa
Impact Rate at 1.7Mpa	23HZ
Recommended Rotation Speed	20-30r/min
Air Consumption	145-350PSI 600-836CFM

Decomposition	Item	Part Number	Description
---------------	------	-------------	-------------



1	MQL601	Top Sub
2	MQL602	"O" Ring of Top Sub
3	MQL603	Check Valve
4	MQL604	Spring
5	MQL605	Compression Buffer
6	MQL606	Air Distributor
7	MQL607	Internal Cylinder
8	MQL608	Piston
9	MQL609	External Cylinder
10	MQL610	Guided Sleeve
11	MQL611	"O" Ring of Stop Ring
12	MQL612	Stop Ring
13	MQL613	Drive Chuck
14	MQL614	Drill Bit

Technical Parameters

Length(Less bit)	1212mm
Weight(Less bit)	95.00Kg
External Diameter	Ø148mm
Bit Shank	QL60
Hole Range	ø155- ø 190
Connection Thread	API 3 1/2" Reg
Working Pressure	1.0-2.5Mpa
Impact Rate at 1.7Mpa	23HZ
Recommended Rotation Speed	20-30r/min
Air Consumption	145-350PSI 600-836CFM

Product Number

MQL6



High Air Pressure -Without Foot Valve DTH Hammer Code

DTH Hammer Without Foot Valve (i.e. MQL4A)

M	QL	4	A/S
Our Company: Maxdrill	Bit shank: D- DHD Bit Shank QL4- QL40 Bit Shank SD4-SD4 Bit Shank BR1-BR1 Bit Shank M-Mission Bit Shank N-NUMA Bit Shank	Inch: 4" hammer	A-Bit without foot valve S-Smaller size than general DTH Hammer

Decomposition	Item	Part Number	Description
	1	MD65A01	Top Sub
	2	MD65A02	"O" Ring of Top Sub
	3	MD65A03	Check Valve
	4	MD65A04	Spring
	5	MD65A05	Air Distributor
	6	MD65A06	Internal Cylinder
	7	MD65A07	Piston
	8	MD65A08	External Cylinder
	9	MD65A09	Guided Sleeve
	10	MD65A10	"O" Ring of Stop Ring
	11	MD65A11	Stop Ring
	12	MD65A12	Drive Chuck
	13	MD65A13	Drill Bit

Product Number

MD65A

Technical Parameters

Length(Less bit)	1238mm
Weight(Less bit)	99.00Kg
External Diameter	Ø148mm
Bit Shank	Cop64 / DHD360
Hole Range	ø 155- ø 203
Connection Thread	API 3 1/2" Reg
Working Pressure	1.0-2.5Mpa
Impact Rate at 1.7Mpa	23HZ
Recommended Rotation Speed	20-30r/min
Air Consumption	145-350PSI 600-836CFM

Decomposition	Item	Part Number	Description
	1	MM6A01	Top Sub
	2	MM6A02	"O" Ring of Top Sub
	3	MM6A03	Check Valve
	4	MM6A04	Spring
	5	MM6A05	Air Distributor
	6	MM6A06	Internal Cylinder
	7	MM6A07	Piston
	8	MM6A08	External Cylinder
	9	MM6A09	Guided Sleeve
	10	MM6A10	"O" Ring of Stop Ring
	11	MM6A11	Stop Ring
	12	MM6A12	Drive Chuck
	13	MM6A13	Drill Bit

Product Number

MM6A

Technical Parameters

Length(Less bit)	1161mm
Weight(Less bit)	94.00Kg
External Diameter	Ø146mm
Bit Shank	Mission60A
Hole Range	ø 155- ø 203
Connection Thread	API 3 1/2" Reg
Working Pressure	1.0-2.5Mpa
Impact Rate at 1.7Mpa	23HZ
Recommended Rotation Speed	20-30r/min
Air Consumption	145-350PSI 600-836CFM

Decomposition	Item	Part Number	Description
	1	MSD6A01	Top Sub
	2	MSD6A02	"O" Ring of Top Sub
	3	MSD6A03	Check Valve
	4	MSD6A04	Spring
	5	MSD6A05	Air Distributor
	6	MSD6A06	Internal Cylinder
	7	MSD6A07	Piston
	8	MSD6A08	External Cylinder
	9	MSD6A09	Guided Sleeve
	10	MSD6A10	"O" Ring of Stop Ring
	11	MSD6A11	Stop Ring
	12	MSD6A12	Drive Chuck
	13	MSD6A13	Drill Bit

Product Number

MSD6A

Technical Parameters

Length(Less bit)	1182mm
Weight(Less bit)	94.00Kg
External Diameter	Ø146mm
Bit Shank	SD6
Hole Range	ø 155- ø 203
Connection Thread	API 3 1/2" Reg
Working Pressure	1.0-2.5Mpa
Impact Rate at 1.7Mpa	23HZ
Recommended Rotation Speed	20-30r/min
Air Consumption	145-350PSI 600-836CFM

Decomposition	Item	Part Number	Description
	1	MQL6A01	Top Sub
	2	MQL6A02	"O" Ring of Top Sub
	3	MQL6A03	Check Valve
	4	MQL6A04	Spring
	5	MQL6A05	Air Distributor
	6	MQL6A06	Internal Cylinder
	7	MQL6A07	Piston
	8	MQL6A08	External Cylinder
	9	MQL6A09	Guided Sleeve
	10	MQL6A10	"O" Ring of Stop Ring
	11	MQL6A11	Stop Ring
	12	MQL6A12	Drive Chuck
	13	MQL6A13	Drill Bit

Product Number

MQL6A

Technical Parameters

Length(Less bit)	1183mm
Weight(Less bit)	96.50Kg
External Diameter	Ø148mm
Bit Shank	QL60
Hole Range	ø 155- ø 203
Connection Thread	API 3 1/2" Reg
Working Pressure	1.0-2.5Mpa
Impact Rate at 1.7Mpa	23HZ
Recommended Rotation Speed	20-30r/min
Air Consumption	145-350PSI 600-836CFM

Bit Face Shape Selection

Concave Face

The all-round application bit face specifically for medium hard and homogenous rock formations. Good hole deviation control and good flushing capacity.



Convex Face

For high penetration rates in soft to medium-hard with low to medium air pressures. It is the most resistance to steel wash, and may reduce the load and wear on the gauge buttons, but poor hole deviation control.



Flat Face

This kind of face shape is suitable for hard to very hard and abrasive rock formations in applications with high air pressures. Good penetration rates and resistance to steel wash.



DTH Bit Code (i.e. 150MQL50CC)

150	M	QL50	CC/CV/FF
Bit Diameter: 150mm	Our company: Maxdrill	Bit Shank: QL50-QL50 Bit Shank SD5-SD5 Bit Shank M50-Misson50 Bit Shank D-DHD Bit Shank N-NUMA Bit Shank	Front Design: CC-Concave CV-Convex FF-Flat Face

Carbide Button Shape Selection



Domed/ Round Button

Domed / Round buttons are usually used as gauge buttons of DTH Bits, suitable for very abrasive and very hard formations.



Parabolic/Semi-Ballistic Button

Parabolic buttons are usually used as gauge buttons and front buttons of DTH Bits, suitable for medium abrasive and hard formations.



Ballistic Button

Ballistic buttons are usually used as front buttons of DTH Bits, suitable for medium abrasive and medium hard formations. They can also be used as gauge buttons if the rock is soft.



Sharp Button

Sharp buttons are usually used as front buttons of DTH Bits for soft formations where fast penetration rates are possible and button breakage is minimal.

**MD65
DHD360
COP64**




Face	Diameter		Part No.	No. x Button (mm)			Flushing holes	Weight
	Dia.	Inch		Outer	Inner	Front		kg
Flat	152	6	152MD66FF	8 x φ16		8 x φ16	2	20
	156	6 1/4	156MD65FF	8 x φ16		8 x φ16	2	23
	160	6 5/16	160MD65FF	8 x φ18		9 x φ16	2	24
	165	6 1/2	165MD65FF	8 x φ18		8 x φ16	2	25
	171	6 3/4	171MD65FF	10 x φ18		10 x φ16	2	26
	178	7	178MD65FF	10 x φ18		10 x φ16	2	27

Face	Diameter		Part No.	No. x Button (mm)			Flushing holes	Weight
	Dia.	Inch		Outer	Inner	Front		kg
Concave	152	6	152MD65CC	8 x φ16	4 x φ16	4 x φ16	2	20
	156	6 1/4	156MD65CC	8 x φ16	4 x φ16	4 x φ16	2	23
	159	6 1/8	159MD65CC	8 x φ16	4 x φ16	4 x φ16	2	24
	165	6 1/2	165MD65CC	8 x φ18	4 x φ18	4 x φ16	2	25
	171	6 3/4	171MD65CC	8 x φ18	4 x φ18	4 x φ16	2	26
	178	7	178MD65CC	8 x φ19	4 x φ18	5 x φ16	2	27
	190	7 1/2	190MD65CC	10 x φ19	5 x φ18	5 x φ16	2	28
	203	8	203MD65CC	10 x φ19	6 x φ18	7 x φ16	2	29

Face	Diameter		Part No.	No. x Button (mm)			Flushing holes	Weight
	Dia.	Inch		Outer	Inner	Front		kg
Convex	165	6 1/2	165MD65CV	9 x φ19	6X x 19	5 x φ19	3	25
	171	6 3/4	171MD65CV	9 x φ19	6X x 19	5 x φ19	3	26

M60A




Face	Diameter		Part No.	No. x Button (mm)			Flushing holes	Weight
	Dia.	Inch		Outer	Inner	Front		kg
Flat	152	6	152MM60FF	8 x φ16		8 x φ16	2	18
	156	6 1/4	156MM60FF	8 x φ16		8 x φ16	2	21
	160	6 5/16	160MM60FF	8 x φ18		9 x φ16	2	22
	165	6 1/2	165MM60FF	8 x φ18		8 x φ16	2	23
	171	6 3/4	171MM60FF	10 x φ18		10 x φ16	2	24
	178	7	178MM60FF	10 x φ18		10 x φ16	2	25

Face	Diameter		Part No.	No. x Button (mm)			Flushing holes	Weight
	Dia.	Inch		Outer	Inner	Front		kg
Concave	152	6	152MM60CC	8 x φ16	4 x φ16	4 x φ16	2	18
	156	6 1/4	156MM60CC	8 x φ16	4 x φ16	4 x φ16	2	21
	160	6 1/8	160MM60CC	8 x φ16	4 x φ16	4 x φ16	2	22
	165	6 1/2	165MM60CC	8 x φ18	4 x φ18	4 x φ16	2	23
	171	6 3/4	171MM60CC	8 x φ18	4 x φ18	4 x φ16	2	24
	178	7	178MM60CC	8 x φ19	4 x φ18	5 x φ16	2	25
	190	7 1/2	190MM60CC	10 x φ19	5 x φ18	5 x φ16	2	26
	203	8	203MM60CC	10 x φ19	6 x φ18	7 x φ16	2	27

Face	Diameter		Part No.	No. x Button (mm)			Flushing holes	Weight
	Dia.	Inch		Outer	Inner	Front		kg
Convex	165	6 1/2	165MM60CV	9 x φ19	6 x φ19	5 x φ19	3	23
	171	6 3/4	171MM60CV	9 x φ19	6 x φ19	5 x φ19	3	24

SD6



Face	Diameter		Part No.	No. x Button (mm)			Flushing holes	Weight
	Dia.	Inch		Outer	Inner	Front		kg
Flat	152	6	152MSD6FF	8 x φ16		8 x φ16	2	22
	156	6 1/4	156MSD6FF	8 x φ16		8 x φ16	2	23
	160	6 5/16	160MSD6FF	8 x φ18		9 x φ16	2	24
	165	6 1/2	165MSD6FF	8 x φ18		8 x φ16	2	25
	171	6 3/4	171MSD6FF	10 x φ18		10 x φ16	2	26
	178	7	178MSD6FF	10 x φ18		10 x φ16	2	27

Face	Diameter		Part No.	No. x Button (mm)			Flushing holes	Weight
	Dia.	Inch		Outer	Inner	Front		kg
Concave	152	6	152MSD6CC	8 x φ16	4 x φ16	4 x φ16	2	22
	156	6 1/4	156MSD6CC	8 x φ16	4 x φ16	4 x φ16	2	23
	159	6 1/8	160MSD6CC	8 x φ16	4 x φ16	4 x φ16	2	24
	165	6 1/2	165MSD6CC	8 x φ18	4 x φ18	4 x φ16	2	25
	171	6 3/4	171MSD6CC	8 x φ18	4 x φ18	4 x φ16	2	26
	178	7	178MSD6CC	8 x φ19	4 x φ18	5 x φ16	2	27
	190	7 1/2	190MSD6CC	10 x φ19	5 x φ18	5 x φ16	2	28
	203	8	203MSD6CC	10xφ19	6 x φ18	7 x φ16	2	29

Face	Diameter		Part No.	No. x Button (mm)			Flushing holes	Weight
	Dia.	Inch		Outer	Inner	Front		kg
Convex	165	6 1/2	165MSD6CV	9 x φ19	6 x φ19	5 x φ19	3	25
	171	6 3/4	171MSD6CV	9 x φ19	6 x φ19	5 x φ19	3	26

QL60



Face	Diameter		Part No.	No. x Button (mm)			Flushing holes	Weight
	Dia.	Inch		Outer	Inner	Front		kg
Flat	152	6	152MQL60FF	8 x φ16		8 x φ16	2	20
	156	6 1/4	156MQL60FF	8 x φ16		8 x φ16	2	23
	160	6 5/16	160MQL60FF	8 x φ18		9 x φ16	2	24
	165	6 1/2	165MQL60FF	8 x φ18		8 x φ16	2	25
	171	6 3/4	171MQL60FF	10 x φ18		10 x φ16	2	26
	178	7	178MQL60FF	10 x φ18		10 x φ16	2	27

Face	Diameter		Part No.	No. x Button (mm)			Flushing holes	Weight
	Dia.	Inch		Outer	Inner	Front		kg
Concave	152	6	152MQL60CC	8 x φ16	4 x φ16	4 x φ16	2	20
	156	6 1/4	156MQL60CC	8 x φ16	4 x φ16	4 x φ16	2	23
	159	6 1/8	160MQL60CC	8 x φ16	4 x φ16	4 x φ16	2	24
	165	6 1/2	165MQL60CC	8 x φ18	4 x φ18	4 x φ16	2	25
	171	6 3/4	171MQL60CC	8 x φ18	4 x φ18	4 x φ16	2	26
	178	7	178MQL60CC	8 x φ19	4 x φ18	5 x φ16	2	27
	190	7 1/2	190MQL60CC	10 x φ19	5 x φ18	5 x φ16	2	28
	203	8	203MQL60CC	10 x φ19	6 x φ18	7 x φ16	2	29

Face	Diameter		Part No.	No. x Button (mm)			Flushing holes	Weight
	Dia.	Inch		Outer	Inner	Front		kg
Convex	165	6 1/2	165MQL60CV	9 x φ19	6 x φ19	5 x φ19	3	25
	171	6 3/4	171MQL60CV	9 x φ19	6 x φ19	5 x φ19	3	26



KEMAICO USA CORPORATION

 Address: 300 Knightsbridge Pkwy Ste.113 , Lincolnshire , IL 60069

 Tel: 1-847-9136878 Fax:1-847-9136879

 Email: office@kemaico.com info@kemaico.com

 Web: www.kemaico.com

